

CS 526

AAdvanced

CCompiler

CConstruction


<https://charithm.web.illinois.edu/cs526/sp2022/>
(slides adapted from Sasa and Vikram)

Announcements

- We are starting in-person classes from next week (1304 Siebel Center).
- Currently, no plans on hybrid instruction.
- Join CS 526 at Piazza.
- Build LLVM and get familiar with the infrastructure next week.

CONTROL FLOW ANALYSIS

The slides adapted from Vikram Adve



Flow Graphs

Flow Graph: A triple $G=(N,A,s)$, where (N,A) is a (finite) directed graph, $s \in N$ is a designated “initial” node, and there is a path from node s to every node $n \in N$.

- An *entry node* in a flow graph has no predecessors.
- An *exit node* in a flow graph has no successors.
- There is exactly one entry node, s . We can modify a general DAG to ensure this. *How?*

Control Flow Graph (CFG)

Flow Graph: A triple $G=(N,A,s)$, where (N,A) is a (finite) directed graph, $s \in N$ is a designated “initial” node, and there is a path from node s to every node $n \in N$.

Control Flow Graph (CFG) is a flow graph that represents all *paths* (sequences of statements) that might be traversed during program execution.

- Nodes in CFG are program statements, and edge (S_1,S_2) denotes that statement S_1 can be followed by S_2 in execution.
- In CFG, a node unreachable from s can be safely deleted. *Why?*
- Control flow graphs are usually *sparse*. I.e., $|A| = O(|N|)$. In fact, if only binary branching is allowed $|A| \leq 2|N|$.

Control Flow Graph (CFG)

Basic Block is a sequence of statements $S_1 \dots S_n$ such that execution control must reach S_1 before S_2 , and, if S_1 is executed, then $S_2 \dots S_n$ are all executed in that order

- Unless a statement causes the program to halt

Leader is the first statement of a basic block

Maximal Basic Block is a basic block with a maximum number of statements (n)

Control Flow Graph (CFG)

Let us refine our previous definition

CFG is a directed graph in which:

- Each node is a single basic block
- There is an edge $b1 \rightarrow b2$ if block $b2$ *may* be executed after block $b1$ in *some* execution

We typically define it for a single procedure

A CFG is a conservative approximation of the control flow! *Why?*

Example

Source Code

```
unsigned fib(unsigned n) {
    int i;
    int f0 = 0, f1 = 1, f2;

    if (n <= 1) return n;

    for (i = 2; i <= n; i++) {
        f2 = f0 + f1;
        f0 = f1;
        f1 = f2;
    }

    return f2;
}
```

LLVM bitcode (ver 3.9.1)

```
define i32 @fib(i32 %0) {
    %2 = icmp ult i32 %0, 2
    br i1 %2, label %12, label %3

; <label>:3:
    br label %4

; <label>:4:
    %5 = phi i32 [ %8, %4 ], [ 1, %3 ]
    %6 = phi i32 [ %5, %4 ], [ 0, %3 ]
    %7 = phi i32 [ %9, %4 ], [ 2, %3 ]
    %8 = add i32 %5, %6
    %9 = add i32 %7, 1
    %10 = icmp ugt i32 %9, %0
    br i1 %10, label %11, label %4

; <label>:11:
    br label %12

; <label>:12:
    %13 = phi i32 [%0, %1], [%8, %11]
    ret i32 %13
}
```


Dominance in Flow Graphs

Let d, d_1, d_2, d_3, n be nodes in G .

d **dominates** n (“**d dom n**”) iff every path from s to n contains d

d **properly dominates** n if d dominates n and $d \neq n$

d **is the immediate dominator of** n (“**d idom n**”) if d is the last proper dominator on any path from initial node to n ,

DOM(x) denotes the set of dominators of x ,

Dominator tree: the children of each node d are the nodes n such that “ d idom n ” (immediately dominates)

Dominator Properties

Lemma 1: $\text{DOM}(s) = \{ s \}$.

Lemma 2: $s \text{ dom } d$, for all nodes d in G .

Lemma 3: The dominance relation on nodes in a flow graph is a ***partial ordering***

- ***Reflexive*** — $n \text{ dom } n$ is true for all n .
- ***Antisymmetric*** — If $d \text{ dom } n$, then cannot be $n \text{ dom } d$
- ***Transitive*** — $d1 \text{ dom } d2 \wedge d2 \text{ dom } d3 \Rightarrow d1 \text{ dom } d3$

Lemma 4: The dominators of a node form a list.

Lemma 5: Every node except s has a unique immediate dominator.

Finding Dominators in a Flow Graph

Input : A flow graph $G = (N, A, s)$.

Output : The sets $DOM(\text{node})$ for each node $\in N$.

```
DOM(s) := { s }
```

```
forall  $n \in N - \{s\}$  do
```

```
    DOM( $n$ ) :=  $N$ 
```

```
od
```

```
while changes to any  $DOM(n)$  occur do
```

```
    forall  $n$  in  $N - \{s\}$  do
```

```
        DOM( $n$ ) :=  $\{n\} \cup \bigcap_{p \rightarrow n} DOM(p)$ 
```

```
    od
```

```
od
```

Finding Dominators in a Flow Graph

Input : A flow graph $G = (N, A, s)$.

Output : The sets $DOM(\text{node})$ for each node $\in N$.

```
DOM(s) := { s }
```

```
forall  $n \in N - \{s\}$  do
```

```
    DOM( $n$ ) :=  $N$ 
```

```
od
```

```
while changes to any  $DOM(n)$  occur do
```

```
    forall  $n$  in  $N - \{s\}$  do
```

```
        DOM( $n$ ) :=  $\{n\} \cup \bigcap_{p \rightarrow n} DOM(p)$ 
```

```
    od
```

```
od
```

Initialize

Iterate

Loops

while (b) { ... } \Rightarrow ?

Loops

The right definition of “loop” is not obvious.

Obviously bad definitions

- **Cycle:** Not necessarily properly nested or disjoint
- **Strongly Connected Components:**
Too coarse; no nesting information

What properties of the loops do we want to extract from CFG?

Natural Loops

Def. Back Edge: An edge $n \rightarrow d$ where $d \text{ dom } n$

Def. Natural Loop: Given a back edge, $n \rightarrow d$, the natural loop corresponding to $n \rightarrow d$ is the set of nodes *$\{d + \text{all nodes that can reach } n \text{ without going through } d\}$*

Def. Loop Header: The node d within the loop that **dominates all nodes in the loop**

- Header is unique for each natural loop *Why?*
- Implies d is the unique entry point into the loop
- Uniqueness is very useful for many optimizations

Natural Loops

Pros:

- + Intuitive, and similar to SCC.
- + Single entry point: “loop header”.
- + Identifies nested loops (if different headers)

Cons:

- Nested loops are not (necessarily) disjoint.
- Some nodes are not part of any natural loop.
- Does not include some cycles in “irreducible” flow graphs.

Reducibility of Flow Graphs

Def. Reducible* flow graph: a flow graph G is called reducible iff we can partition the edges into 2 disjoint sets:

- **forward edges:** should form a DAG in which every node is reachable from initial node s (or also header)
- **remaining edges must be back edges:** i.e., only those edges $n \rightarrow d$ such that $d \text{ dom } n$

Idea:

Every “cycle” has at least one back edge

⇒ All “cycles” are natural loops

Otherwise graph is called irreducible.

Alternative to natural Loops

Natural loop


- Defined using dominators

Intervals

- Defined in terms of reachability in flow graph (e.g. Muchnick, Sections 7.6 and 7.7)
- Main idea: split the flow graph in smaller regions (abstract nodes) that contain other nodes

STATIC SINGLE ASSIGNMENT

The slides adapted from Vikram Adve



References

Cytron, Ferrante, Rosen, Wegman, and Zadeck,
“Efficiently Computing Static Single Assignment Form and the
Control Dependence Graph,” *ACM Trans. on Programming
Languages and Systems*, 13(4), Oct. 1991, pp. 451–490.

Muchnick, Section 8.11 (*partially covered*).

Engineering a Compiler, Section 5.4.2 (*partially covered*).

Beta Book: SSA-Based Compiler Design

<http://ssabook.gforge.inria.fr/latest/book.pdf>

Some Definitions

Value: expression that cannot be evaluated further
(numbers, words, memory addresses, ...)

Storage location: register or memory address

- Machine and virtual registers
- Stack and heap

Variable: named storage location (map from name to address)

Pointer: variable whose value is another memory location

Alias: an alternative name of an entity (a variable, a location, ...)

What is SSA Form?

What is intermediate language?

Design tradeoffs:

- Expressive enough to represent source code information unambiguously
- Efficient for (numerous) optimizations and analyses
- Can easily generate backend code from it

Why do we study SSA ?

What is SSA Form?

(Informally) A program can be converted into **SSA form** as follows:

- Each assignment to a variable is given a unique name
- All of the uses reached by that assignment are renamed.

Easy for straight-line code:

```
V ← 4
... ← V + 5
V ← 6
... ← V + 7
```

What is SSA Form?

(Informally) A program can be converted into **SSA form** as follows:

- Each assignment to a variable is given a unique name
- All of the uses reached by that assignment are renamed.

Easy for straight-line code:

$$\begin{aligned} \mathbf{V}_0 &\leftarrow 4 \\ \dots &\leftarrow \mathbf{V}_0 + 5 \\ \mathbf{V}_1 &\leftarrow 6 \\ \dots &\leftarrow \mathbf{V}_1 + 7 \end{aligned}$$

SSA Straight-line Code

$X = 1;$

$X = X + 1;$

$Y = X;$

SSA Straight-line Code

X0 = 1;

X1 = X0 + 1;

Y = X1;

SSA Straight-line Code

$X = 1;$

$Y = f(X);$

$X = Y + X;$

SSA Straight-line Code

X0 = 1;

Y0 = f(X0);

X1 = Y0 + X0;

SSA and Branches

```
if (...)  
    X = 42;  
else  
    X = 7*7;  
  
Y = X;
```

SSA and Branches

```
if (...)  
    X1 = 42;  
else  
    X2 = 7*7;  
X3 = φ(X1, X2)  
Y = X;
```

SSA and Branches

```
if (...)  
    X1 = 42;  
else  
    X2 = 7*7;  
X3 =  $\phi$ (X1, X2)  
Y = X3;
```

SSA and Branches

```
X = 0;  
if (...)  
    X = 42;
```

```
Y = X;
```


SSA and Branches

X1 = 0;

if (...)

X2 = 42;

X3 = $\phi(\mathbf{X1}, \mathbf{X2})$

Y = X;

SSA and Branches

X1 = 0;

if (...)

X2 = 42;

X3 = ϕ (**X1**, **X2**)

Y = X3;

SSA and Branches

```
X = 0;
if (...) {
    if (...)
        X = 42;
    else
        X = 7*7;
}

Y = X;
```

SSA and Branches

```
X0 = 0;  
if (...) {  
    if (...)  
        X1 = 42;  
    else  
        X2 = 7*7;  
    X3 =  $\phi$ (X1, X2)  
}  
X4 =  $\phi$ (X0, X3)  
Y = X;
```

SSA and Branches

```
X0 = 0;  
if (...) {  
    if (...)  
        X1 = 42;  
    else  
        X2 = 7*7;  
    X3 =  $\phi(\mathbf{X1}, \mathbf{X2})$   
}  
X4 =  $\phi(\mathbf{X0}, \mathbf{X3})$   
Y = X4;
```

SSA and Loops

```
j=1;
```

```
while (j < X)  
    ++j;
```

```
N = j;
```

```
j = 1;
```

```
if (j >= X) goto E;
```

```
S:
```

```
j = j+1;
```

```
if (j < X) goto S;
```

```
E:
```

```
N = j;
```

SSA and Loops

```
j=1;
```

```
while (j < X)  
    ++j;
```

```
N = j;
```

```
j0 = 1;
```

```
if (j0 >= X) goto E;
```

```
S:
```

```
j = j+1;
```

```
if (j < X) goto S;
```

```
E:
```

```
N = j;
```

SSA and Loops

```
j=1;
```

```
while (j < X)  
    ++j;
```

```
N = j;
```

```
j0 = 1;
```

```
if (j0 >= X) goto E;
```

```
S: j1 = φ(j0, j2)
```

```
j2 = j1+1;
```

```
if (j2 < X) goto S;
```

```
E:
```

```
N = j;
```


SSA and Loops

```
j=1;
```

```
while (j < X)  
    ++j;
```

```
N = j;
```

```
j0 = 1;
```

```
if (j0 >= X) goto E;
```

```
S: j1 =  $\phi(j0, j2)$ 
```

```
j2 = j1+1;
```

```
if (j2 < X) goto S;
```

```
E: j4 =  $\phi(j0, j2)$ 
```

```
N = j4;
```

SSA and Switches

`X = 0;`

`switch (...) of`

`a: X = 1;`

`b: X = 2;`

`c: X = 3;`

`Y = X;`

SSA and Switches

X0 = 0;

switch (...) of

a: **X1** = 1;

b: **X2** = 2;

c: **X3** = 3;

Y = X;

SSA and Switches

$X_0 = 0;$

switch (...) of

a: $X_1 = 1;$

b: $X_2 = 2;$

c: $X_3 = 3;$

$X_4 = \phi(X_0, X_1, X_2, X_3)$

$Y = X_4;$

Definition of ϕ Function

In a basic block B with N predecessors, P_1, P_2, \dots, P_N ,

$$X = \phi(V_1, V_2, \dots, V_N)$$

assigns $X = V_i$ if control enters block B from P_i , $1 \leq i \leq N$

Properties of ϕ -functions:

- ϕ is not an executable operation.
- ϕ has exactly as many arguments as the number of incoming basic block edges
- Think about the argument V_i as being evaluated on CFG edge from predecessor P_i to B

Which Variables to Convert?

Convert all variables to SSA form, **except** . . .

Arrays: Array elements do not have an explicit name (although note ArraySSA)

Variables that may have aliases: do not have a unique name

Volatile variables: can be modified “unexpectedly”

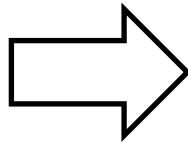
E.g., In LLVM, only scalar variables in virtual registers are in SSA form.

LLVM: Mem2reg

-mem2reg: Promote Memory to Register

“This file promotes memory references to be register references. It promotes alloca instructions which only have loads and stores as uses. An alloca is transformed by using dominator frontiers to place phi nodes, then traversing the function in depth-first order to rewrite loads and stores as appropriate. This is just the standard SSA construction algorithm to construct “pruned” SSA form.”

```
int f(int x) {  
    int y = x + 1;  
    return y  
}
```

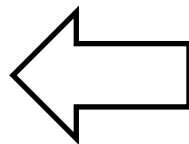


No optimizations

```
...  
%6 = alloca i32, align 4  
%7 = load i32, i32* %0, align 4  
%8 = add nsw i32 1, %7  
store i32 %8, i32* %6, align 4  
%9 = load i32, i32* %6, align 4  
ret i32 %9
```

After mem2reg

```
%3 = add nsw i32 %0, 1  
ret i32 %3
```



More Definitions

Use of a variable: A use of variable X is a reference that may read the value stored in the location named X .

Definition of a variable: A definition (def) of a variable X is a reference that may store a value into the location named X . *Examples: Assignment; input I/O*

Ambiguity of definitions:

Unambiguous definition (**must**): guaranteed to store to X

Ambiguous definition (**may**): may store to X

Q. Where does ambiguity come from?

We define ambiguous/unambiguous use similarly.

Def-Use Chains

- **Def-use chain:** The set of uses reached by a particular definition.
- **Use-def chain:** The set of definitions reaching a particular use

Definition of SSA Form

A program is in SSA form if:

- each variable is assigned a value in **exactly one** statement
- each **use** of a variable is **dominated** by the **definition**

Advantages of SSA Form

Makes def-use and use-def chains explicit:

These chains are foundation of many dataflow optimizations

- We will see some soon!

Compact, **flow-sensitive*** def-use information

- fewer def-use edges per variable: one per CFG edge

* Takes the order of statements into account

Advantages of SSA Form (cont.)

No anti- and output dependences on SSA variables

- Direct dependence: **$A=1; B=A+1$**
 - Antidependence: $A=1;$ **$B=A+1; A=2$**
 - Output dependence: **$A=1; A=2; B=A+1$**
- } Cannot reorder

Explicit merging of values (ϕ): key additional information

Can serve as **IR for code transformations** (see LLVM)

Disadvantages of SSA Form

Size of SSA program is $O(N^2)$ for an ordinary program with N variables.

Often not used for structures and arrays

May not be used for scalar variables with aliases

If used as IR, must be converted back to code (Not bad)

Otherwise, must be recomputed frequently (Often bad)